

Join the Swift community



Visit our website at [swiftholidayhomes.co.uk](https://www.swiftholidayhomes.co.uk)

This brochure does not constitute an offer by Swift Group Limited (Swift). Swift reserves the right to alter specifications and prices at any time as materials and conditions demand. Distributors and dealers sell Swift products on their own account and not as agents of Swift. Accordingly, they have no authority to bind Swift or to make any representation or undertaking whatsoever on behalf of Swift. Please note, within this brochure, concept imagery may be used and therefore final specifications may be subject to change. Please confirm with your supplying dealer. All props are for photographic purposes only and are not included in the specification. Models shown may be fitted with optional extras. Issued September 2023.

 **MANUFACTURED  
IN BRITAIN**



# S-PODS

The ultimate luxury  
living pod range

  
**Your Home Anywhere**







## S-POD 4

For a flexible living and modern sleeping space, opt for the S-Pod 4. With the capacity to sleep up to four people, this versatile holiday unit features an exterior integrated deck area and large ceiling to floor windows, fusing the outdoor with the indoors.

The S-Pod 4 range is built to last, with a galvanised chassis (with finish warrantied for ten years), a coated steel pantile roof and bonded 'sandwich' exterior wall construction for greater strength. Adaptable to any location, the CanExel high-density wood composite cladding displays a realistic woodgrain texture that exudes a natural feel. The unit's modern design is accentuated by a contemporary one-piece sloping roof adorned with LED canopy downlights.

Inside, the urban-themed open plan kitchenette and living area makes a sophisticated statement with trendy and resilient 'Herringbone' patterned vinyl flooring and a distinctive slatted 'Naturewall' panel adds to the aesthetic. The living space accommodates a freestanding two-seater sofa with scatter cushions and a fold-out bed, ensuring ample relaxation space. The stylish coffee table with a pop-up dining table component in 'Truffle Brown' oak provides smart space-saving solutions.


The kitchenette boasts elegant black matt kitchen units with minimalist black handles and a chic white 'Levanto' marble effect worktop. Top-notch appliances include an integrated microwave, under-counter fridge, full oven with a three-burner gas hob, and a domestic-style sink bowl, providing a fully equipped area to dine in in style.

Recognising the significance of a restful night's sleep, the bedroom features a king-size bed topped with an Aurora Duvalay™ mattress layered with Crib 5 rated fabric and convenient lift-up storage lies underneath the bed. Additionally, a vanity area is provided, furnished with a soft black wardrobe, dressing table, stool, and a vanity mirror.

The lavishly designed washroom is thoughtfully crafted, boasting a Jack and Jill style entrance accessible from both the hallway and bedroom. This luxurious bathroom encompasses a spacious shower enclosure, a tall black towel radiator, a 'Minuto' freestanding toilet, and an inset 'Minuto' vanity basin with shelving and an LED illuminated vanity mirror.

## S-POD 4

Features at a glance




Gas central heating




Boutique style bedroom



Energy efficient double glazing



3 burner gas hob and triplex oven



Fully glazed sliding entrance door



Fitted wardrobe









# S-POD 4

## Full features

### Exterior

- Galvanised chassis with finish warrantied for ten years
- Coated steel pantile roof
- Fully glazed front sliding door
- CanExel high density wood composite cladding with durable realistic woodgrain texture in black with 'Yellow Stone' CanExel highlights
- PVC gutter and downpipes to the offside
- Bonded 'sandwich' exterior wall construction for greater strength
- Contemporary one-piece sloping roof with canopied decking area
- Distinctive folded steel bargeboards
- Full length LED canopy downlights along deck and roof
- Exterior 'Costorio' wall lights

### Insulation

- Thermaglas uPVC double glazed windows
- 60mm bonded walls for increased thermal efficiency
- 100mm roof insulation
- 80mm floor insulation
- Lagged underfloor pipes

### Interior

- Open plan lounge and kitchen
- Hardwearing vinyl flooring in 'Herringbone' in kitchenette, hallway and bathroom
- Luxury carpet with underlay in bedroom
- Brushed stainless steel sockets throughout

### Hallway

- Hallway with 'Naturewall' 'Nebraska Oak' feature panelling and coat hooks, shoe shelving and stylish bench
- White radiator

### Kitchenette and lounge

- 'Triplex' oven and 3 burner gas hob with flush fitted hob extractor
- Integrated microwave
- Integrated under counter fridge with freezer compartment
- Feature wall cupboards and splashback in brown grey lacquered pine with feature inset lighting
- White 'Levanto' marble effect 40mm worktop
- Cast resin sink bowl with black 'Abyss' tap
- Freestanding two-seater sofa bed, with bolsters, scatter cushions and matching occasional stool
- Stylish coffee table with dining table pop-up element in 'Truffle Brown' oak
- Feature panel with slatted 'Naturewall' with shelving and radiator below
- Feature TV wall with 'Bavaria' oak veneered wall panel
- Black out curtain and pelmet to front aspect sliding door
- Soft black wooden venetian blind to tall kitchen window

### Bedroom

- King-size double bed in main bedroom with lift up storage, 'Naturewall' feature panel wall and surrounding headboard with reading and background lighting with stylish bedside tables
- Deeper and more luxurious Aurora Duvalay™ mattress with Crib 5 rated fabric, and featuring 'S-Line' pocket springs and a high-density foam layer for increased and lasting comfort
- Vanity area with soft black wardrobe, dressing table, stool and vanity mirror with overhead TV position and spot lights.
- Floor length curtains and pelmet

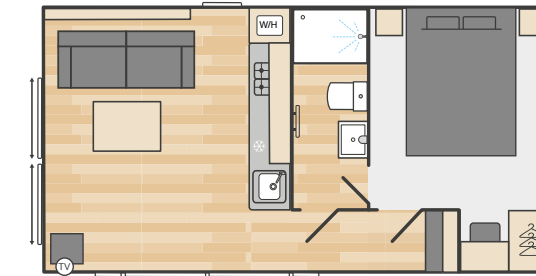
### Washroom

- Jack and Jill bathroom with two entrance doors for private access from hallway and bedroom
- Large walk in shower enclosure and thermostatic shower in black
- 'Minuto' freestanding toilet
- Inset 'Minuto' vanity basin, 'Metro' black tap with drawer and underneath shelving
- LED illuminated vanity mirrors with infrared sensor and demisting pad
- Tall black towel radiator

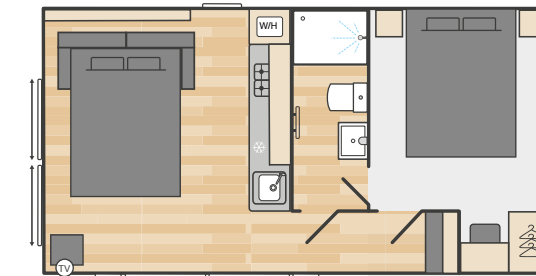
### Options

- Exterior side sliding door in place of fixed glazing
- Bluetooth sound system
- Wireless programmable room thermostat
- Shaver socket option in the bathroom
- Environmental Acadia green CanExel

### Layout



Day

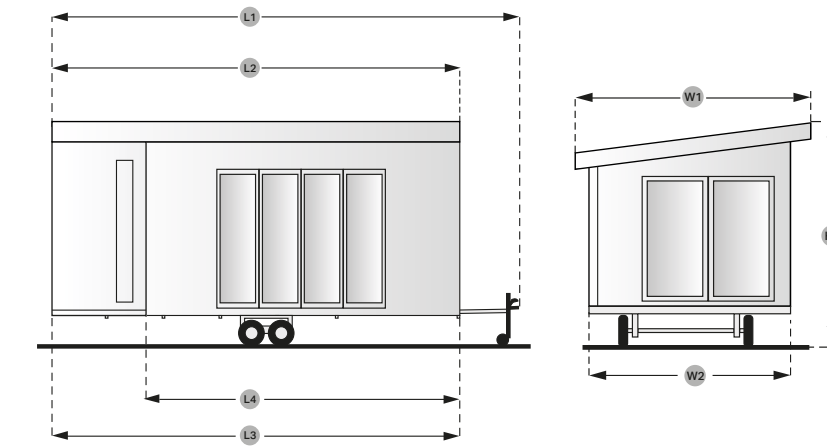


Night

### Bed sizes

Rear double
2.02m x 1.53m (6'8" x 5'0")
Sofa bed
1.80m x 1.12m (5'11" x 3'8")

### External dimensions



L1	L2	L3	L4
9.58m (31' 5")	8.58m (28' 2")	8.58m (28' 2")	7.10m (23' 3")

W1	W2
4.16m (13' 8")	3.70m (12' 3") Est

H1
3.59m (11' 9") Est

- L1 Overall length including detachable towbar
- L2 Overall length excluding detachable towbar
- L3 Body length (excluding deck)
- L4 Body length at floor level
- W1 Overall width including gutters and down pipes
- W2 Width at floor level
- H1 Overall height



# S-POD 6 Escape

For ingeniously compact living, modern style and enviable luxury, discover the S-Pod 6 Escape. Capable of comfortably sleeping six people thanks to a clever raised bunk area, this innovative holiday unit fuses an open plan feel with an efficient footprint. With the versatile S-Pod 6 Escape, the inside naturally flows to the outdoors with an integrated veranda for valuable additional living space.

The S-Pod 6 range is built to last, with a galvanised chassis (with finish warranted for ten years), a coated steel pantile roof and bonded 'sandwich' exterior wall construction for greater strength. Fitting in with any setting, the CanExel high density wood composite cladding with durable realistic woodgrain texture conveys a natural look, and an exclusive high peaked roof with vaulted ceiling plus LED canopy downlights announce the unit's contemporary design.

The urban-themed open plan kitchenette and living area makes a stylish statement with on-trend, hardwearing vinyl flooring in 'Herringbone' throughout and feature panel with slatted 'Naturewall'. A large six-seater wraparound L-shaped sofa with scatter cushions and fold out bed offers plenty of room for everyone to relax and the stylish coffee table with dining table pop-up element in 'Truffle Brown' oak offers convenient space saving solutions.

In the kitchenette, you'll find sleek kitchen units in soft black matt, complemented by minimalist black handles and a stylish white 'Levanto' marble effect worktop. The kitchenette features top-of-the-line appliances, including an integrated microwave and under counter fridge, full oven with four-burner gas hob and a domestic style sink bowl with drainer, providing everything you need for preparing family meals together.

Above the lounge is an upper bunk level, accessible via ladder stairs and features two twin beds with Duvalay™ mattresses and 'Alba' bolster divide. Whilst to the rear, is the main bedroom, presenting a king-size bed with Aurora Duvalay™ mattress topped with Crib 5 rated fabric, plus lift-up storage underneath.

The generous washroom includes a large shower enclosure, matt black towel radiator, 'Minuto' freestanding toilet, and an inset 'Minuto' vanity basin with shelving and LED illuminated vanity mirror – perfect for freshening up ahead of the next adventure.

## S-POD 6 Escape

Features at a glance




Gas central heating



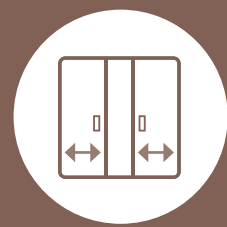
Boutique style bedroom



Energy efficient double glazing



4 burner gas hob and triplex oven



Fully glazed sliding entrance doors



Fitted wardrobe













# S-POD 6 Escape

## Full features

### S-Pod 6 Escape

- Integrated veranda with 'Antique Wood' decking and side shutters for light and ventilation offering a built in outside space to the S-Pod

### Exterior

- Galvanised chassis with finish warranted for ten years
- Coated steel pantile roof
- Fully glazed front sliding door
- CanExel high density wood composite cladding with durable realistic woodgrain texture in black with 'Yellow Stone' CanExel highlights
- PVC gutters and downpipes
- Bonded 'sandwich' exterior wall construction for greater strength
- Exclusive high peaked style roof with vaulted ceiling
- Distinctive folded steel bargeboards with LED downlights and deep decking
- Contemporary LED canopy downlights

### Insulation

- Thermaglas uPVC double glazed windows
- 60mm bonded walls for increased thermal efficiency
- 100mm roof insulation
- 80mm floor insulation
- Lagged underfloor pipes

### Interior

- Vaulted internal height 3.05m/10ft
- Open plan lounge and kitchen
- Hardwearing vinyl flooring in 'Herringbone' throughout
- Brushed stainless steel sockets throughout

### Kitchenette and lounge

- Full oven, grill and 4 burner hob with glass lid and flush fitted hob extractor
- Integrated microwave
- Integrated under counter fridge with freezer compartment
- Kitchen units to the ceiling in soft black matt with minimalist black handles. Feature wall cupboards and splashback in brown grey lacquered pine
- White 'Levanto' marble effect 40mm worktop
- Mounted dedicated TV position with white 'Levanto' marble effect shelf
- Domestic style rectangular 'Einna' sink bowl and drainer in black, with black 'Abyss' tap
- Ladder stairs in soft black
- Lower fixed steps with pull out drawers to the hall and under stair bench
- Feature pendant lighting in soft black over living area
- Blackout curtains to main sliding doors
- Six-seater wraparound L-shaped sofa, with foldout bed, bolsters and scatter cushions and radiator to the side
- Stylish coffee table with dining table pop-up element in 'Truffle Brown' oak
- Large window with wooden venetian blinds in soft black
- Feature panel in 'Naturewall' 'Nebraska Oak' with shelving

- Two framed pictures
- Modern framed mirror

### Hallway

- Concealed storage area with full height single wardrobe and shelf, separate hanging rail and additional storage area
- Coat hooks
- Large tall window with soft black wooden venetian blind
- Under stair occasion seat with scatter cushion
- Bedroom partition with two sliding doors, large full length mirror with 'Levanto' marble effect shelf
- White radiator

### Main bedroom

- King-size double bed in main bedroom with lift up storage,
- 'Naturewall' feature panel wall and surrounding headboard with reading and background lighting with stylish bedside tables
- Deeper and more luxurious Aurora Duvalay™ mattress with Crib 5 rated fabric, and featuring 'S-Line' pocket springs and a high-density foam layer for increased and lasting comfort (main bedroom only)
- Wooden venetian blind in soft black
- TV position in partition wall with white 'Levanto' marble effect shelf

### Upper bunk bedroom

- Twin beds with Duvalay™ mattress and 'Alba' bolster divide. Tall luxury headboard with soft black surround and a white 'Levanto' marble effect shelf
- Soft black venetian blind
- Feature window surround in 'Naturewall' 'Bavaria'
- **NEW** open bunk storage area
- Roof window with blind

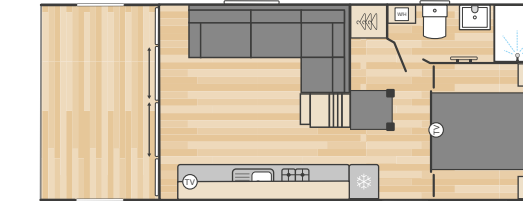
### Washroom

- Large walk-in shower enclosure and thermostatic shower in black
- 'Minuto' freestanding toilet
- Inset 'Minuto' vanity basin, 'Metro' black tap with drawer and underneath shelving
- LED illuminated vanity mirrors with infrared sensor and demisting pad
- Matt black towel radiator
- Soft black venetian blind

### Options

- Integrated 12 place dishwasher
- Bluetooth sound system
- Wireless programmable room thermostat
- Shaver socket in the bathroom
- Environmental Arcadia green CanExel

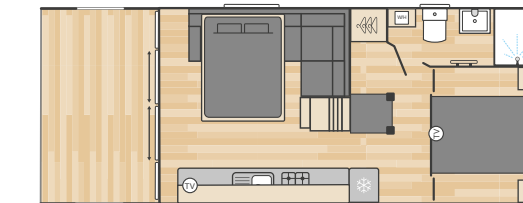
### Layout



### Day



### Bunk

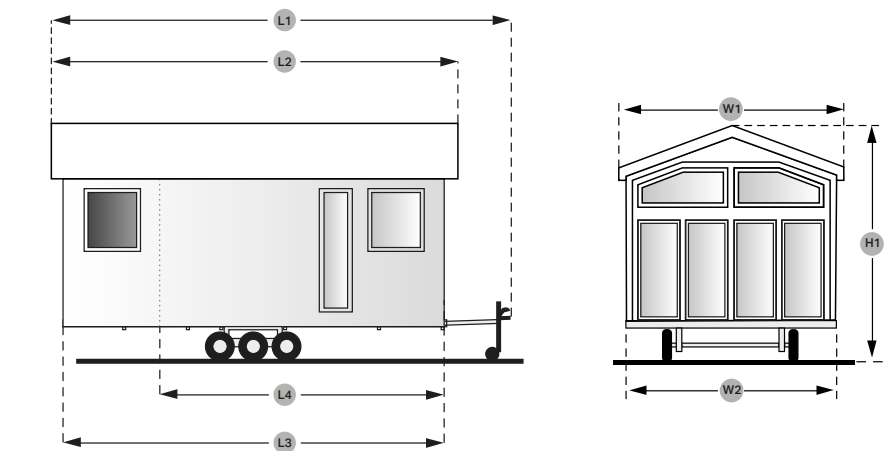


### Night

### Bed sizes

Rear double	High bunk singles
1.91m x 1.53m (6'3" x 5'0")	1.83m x 0.75m (6'0" x 2'6")
High bunk double	"L" Sofa fold out
1.83m x 1.50m (6'0" x 4'11")	1.80m x 1.12m (5'11" x 3'8")

### External dimensions



L1	L2	L3	L4
10.19m (33' 5")	9.49m (31' 1")	9.19m (30' 2")	7.08m (23' 3")

W1	W2
4.04m (13' 3")	3.75m (12' 4")

H1
4.18m (13' 8")

- **L1** Overall length including detachable towbar
- **L2** Overall length excluding detachable towbar
- **L3** Body length (excluding deck)
- **L4** Body length at floor level
- **W1** Overall width including gutters and down pipes
- **W2** Width at floor level
- **H1** Overall height